


# Learning Intention

I am learning how to read a diagram.


A diagram uses words and pictures to help you understand something important.



# Success Criteria

I will examine, or look closely at a diagram. I will read all the words and use the words and pictures to explain or say:

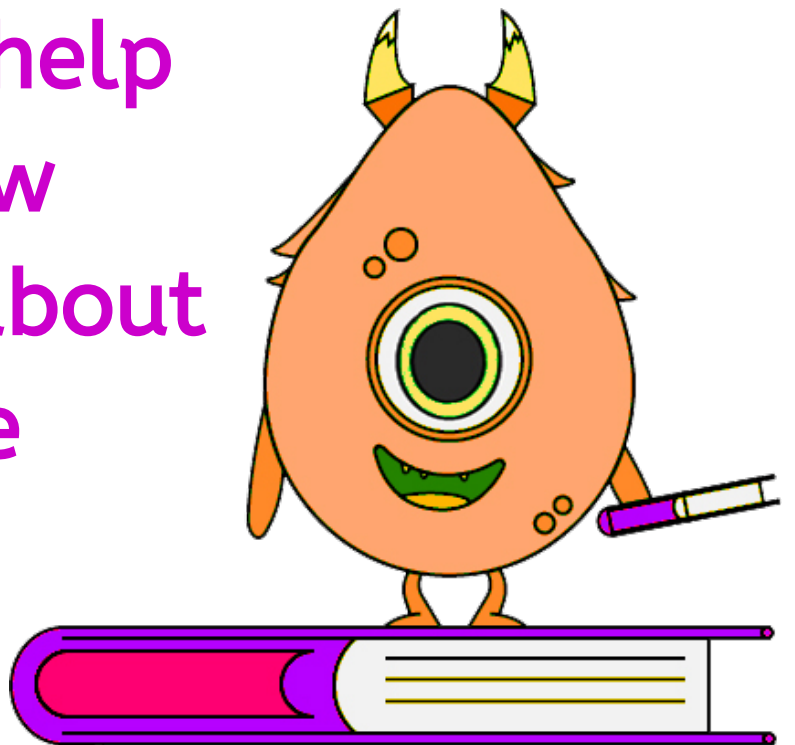
- what the diagram is about
- what the diagram helps me to understand.



# Diagrams

A diagram is a drawing, picture or photograph which shows parts of an object or how something works. A diagram might have:


- a title to tell what it is about
- labels to show the names of parts of the diagram
- captions to help readers know something about a part of the diagram



# Learning Checklist

Check these off as you go.

	✓
Read the title of the diagram.	
Tell a friend what the diagram teaches us.	
Why do you think someone would make a diagram?	



Hello!  
(English)

Hola!  
(Spanish)

Guten Tag!  
(German)

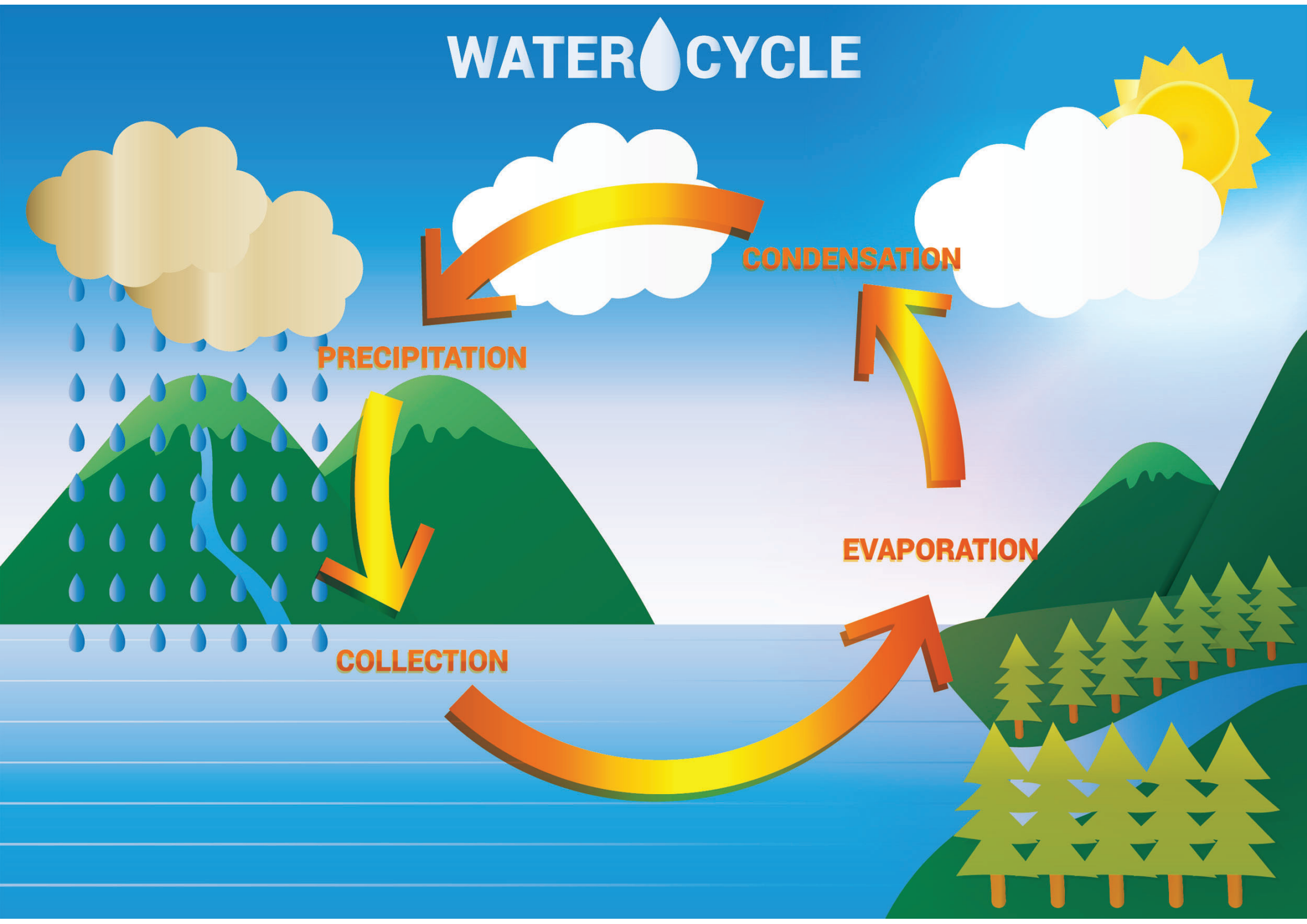


Ciao!  
(Italian)

Bonjour!  
(French)


Konnichiwa  
(Japanese)

# WATER CYCLE











Air Pollution



Water Pollution



Environment Pollution



# Tree Benefits




Produce  
Oxygen



Produce  
House & Properties



Climate  
Control
























Produce  
Our Foods




Save  
The Water





-  MAJOR ROAD
-  SECONDARY ROAD
-  RIVER
-  BRIDGE
-  TRAFFIC LIGHT
-  PARK
-  LIBRARY
-  POSTAL OFFICE
-  POLICE STATION
-  CEMENTERY
-  CHURCH
-  RESTAURANT
-  HOSPITAL
-  BANK
-  CAR RENT
-  POLICE STATION
-  CEMENTERY
-  CHURCH
-  HOSPITAL
-  POLICE STATION
-  CHURCH



# FOOD PYRAMID